



Club Health Assessment for District 1 A through January 2025

			Status	Membership							Reports					Finance		LCIF
Club Number	Club Name	Charter Date		Current Member Count	YTD Members Added	YTD Members Dropped	YTD Net Growth	YTD Net Growth%	Member Count 12 Months Ago	Avg. length of service for dropped members	Months Since Last MMR ***	Yrs. Since Last Officer Report	President Rotation	Vice President Reported ****	Months Since Last Activity Report ***	Account Balance	Donations for current Fiscal Year	
			Number of times on status quo within last two years	If below 15 members appears					If net loss is greater than 20% appears		If no report in 3 months appears in	When more than one year appears in	Number of repeat terms	Notes the officers that do not have an active	If no report at 12 months appears in red			
Clubs less than two years old																		
179258	Chicago Asian American	11/13/2024	Newly Chartered	53	53	0	53	100.00%	0		0			N	0			
155164	Chicago Healthcare Alliance	07/19/2023	Active	101	26	0	26	34.67%	77		0		2	R	SC	0	\$300.00	
Exc Award (06/30/2024)																		
157890	Chicago Metropolitan	06/05/2024	Active	20	1	5	-4	-16.67%	0	1	3				VP	1		
Clubs more than two years old																		
2	ARGO SUMMIT	10/20/1925	Active	27	2	0	2	8.00%	22		0		7		M,VP,SC	4		
3	BELLWOOD	03/12/1947	Active	31	1	0	1	3.33%	29		4			N		0	90+ Days \$500.00	
129621	Berwyn Centennial	12/16/2016	Active	16	4	0	4	33.33%	13		2		2	N	M,SC	20		
30755	BRIDGEVIEW	05/06/1975	Active	16	3	1	2	14.29%	15	30	0			N	SC	3		
Exc Award (06/30/2022, 06/30/2023)																		
6	BROOKFIELD LA GRANGE PARK	03/23/1948	Active	13	0	0	0	0.00%	18		12		2	R	M,SC	6		
86	BURBANK	08/23/1955	Active	16	0	0	0	0.00%	16		11		5		VP,SC	3		
Exc Award (06/30/2018, 06/30/2022)																		
7	CALUMET CITY	10/16/1939	Active	49	0	1	-1	-2.00%	50	7	2		2	N	M,SC	3	\$1,235.00	
Exc Award (06/30/2023)																		
107696	CHICAGO AFRICAN	03/03/2010	Active(1)	5	0	0	0	0.00%	5		12		13		VP,SC	24+		
135017	Chicago Argentine American	06/27/2018	Active(2)	4	0	0	0	0.00%	4		14		5	R	M,SC	24+		
9	CHICAGO ARIRANG	07/31/1973	Active	12	3	10	-7	-36.84%	19	10	5				M,VP,SC	N/R		
12	CHICAGO AZTECA	07/12/1966	Active(2)	17	0	0	0	0.00%	17		18	1	None		P,S,T,M,VP SC	24+		
33626	CHICAGO BAYANIHAN-SAMPAGUITA	04/26/1977	Active	23	9	19	-10	-30.30%	15	4	0				T,VP,SC	3		
Exc Award (06/30/2021, 06/30/2024)																		
40	CHICAGO BEVERLY RIDGE	12/24/1958	Active	24	0	1	-1	-4.00%	27	49	1			N	M,SC	3		
58320	CHICAGO BRONZEVILLE	05/17/1996	Cancelled(6*)	0	0	4	-4	-100.00%	5	19	1	1	None		P,S,T,M,VP SC	24+		
133466	Chicago Centennial	12/20/2017	Active	4	0	0	0	0.00%	4		6		7	R	M,SC	N/R		



Club Health Assessment for District 1 A through January 2025

Club Number	Club Name	Charter Date	Status	Membership							Reports					Finance	LCIF
				Current Member Count	YTD Members Added	YTD Members Dropped	YTD Net Growth	YTD Net Growth%	Member Count 12 Months Ago	Avg. length of service for dropped members	Months Since Last MMR ***	Yrs. Since Last Officer Report	President Rotation	Vice President Reported ****	Months Since Last Activity Report ***	Account Balance	Donations for current Fiscal Year
			Number of times on status quo within last two years	If below 15 members appears				If net loss is greater than 20% appears			If no report in 3 months appears	When more than one year appears in	Number of repeat terms	Notes the officers that do not have an active	If no report at 12 months red		
13	CHICAGO CENTRAL	08/02/1917	Active	34	2	3	-1	-2.86%	36	2	3		2	R	S,SC	20	
14	CHICAGO CHATHAM	08/29/1929	Active(1)	3	0	1	-1	-25.00%	4	44	3		23	R	SC	10	
130882	Chicago Eagles Wings	05/08/2017	Cancelled(8*)	0	0	26	-26	-100.00%	26	22	0	1	None		P,S,T,M,VP SC	24+	90+ Days
17	CHICAGO EAST SIDE	08/30/1948	Active	18	0	0	0	0.00%	18		9		12	R	M,SC	6	
48243	CHICAGO ECUADOREAN	03/09/1988	Active(1)	14	0	0	0	0.00%	15		10		2		M,VP,SC	2	
20	CHICAGO ENGLEWOOD	10/12/1934	Active	10	0	0	0	0.00%	10		23		3	R	P,VP,SC	3	
84071	CHICAGO FIL USA	08/27/2004	Active	42	3	3	0	0.00%	43	7	0		2	N		2	
Exc Award (06/30/2018, 06/30/2022)																	
84539	CHICAGO FILIPINO AMERICAN	12/16/2004	Active	72	8	12	-4	-5.26%	117	2	0			N		2	
Exc Award (06/30/2017, 06/30/2022)																	
145973	Chicago Global	04/27/2021	Active	72	24	1	23	46.94%	76	3	1				M,VP,SC	4	\$1,400.00
Exc Award (06/30/2022)																	
22	CHICAGO HEGEWISCH	01/26/1962	Active	18	0	0	0	0.00%	19		7		5	R	P,M,VP,SC	19	
52	CHICAGO HEIGHTS	01/15/1948	Active	30	0	0	0	0.00%	30		5			N		4	
102624	CHICAGO INDO US	06/25/2008	Active	15	0	0	0	0.00%	15		9		2	N		3	\$101.00
Exc Award (06/30/2018, 06/30/2023)																	
119176	CHICAGO JOSE RIZAL	05/09/2013	Active(1)	14	0	2	-2	-12.50%	15	4	0				M,VP,SC	2	
Exc Award (06/30/2022)																	
82696	CHICAGO LIERI	06/18/2004	Active(1)	10	0	0	0	0.00%	10		12		5		M,VP,SC	4	
30	CHICAGO LOGAN SQUARE	11/14/1923	Active	13	0	1	-1	-7.14%	14	13	3			N	M,SC	0	\$750.00
131583	Chicago Mabuhay Centennial	06/23/2017	Active	33	0	0	0	0.00%	44		7		6		M,VP,SC	2	
Exc Award (06/30/2018, 06/30/2022)																	
43308	CHICAGO MAHARLIKA	01/13/1984	Active	16	0	1	-1	-5.88%	17	1	1		2	R		2	
Exc Award (06/30/2022)																	
35	CHICAGO MOUNT GREENWOOD	07/10/1939	Active	6	0	0	0	0.00%	7		7		6	R	M,SC	1	
38	CHICAGO NORTHWEST	10/09/1923	Active	9	0	0	0	0.00%	9		8		5		VP,SC	4	



Club Health Assessment for District 1 A through January 2025

			Status	Membership							Reports					Finance		LCIF
Club Number	Club Name	Charter Date		Current Member Count	YTD Members Added	YTD Members Dropped	YTD Net Growth	YTD Net Growth%	Member Count 12 Months Ago	Avg. length of service for dropped members	Months Since Last MMR ***	Yrs. Since Last Officer Report	President Rotation	Vice President Reported ****	Months Since Last Activity Report ***	Account Balance	Donations for current Fiscal Year	
			Number of times on status quo within last two years	If below 15 members appears				If net loss is greater than 20% appears			If no report in 3 months appears in	When more than one year appears in	Number of repeat terms	Notes the officers that do not have an active	If no report at 12 months appears in red			
142958	Chicago Nurses for Diabetes	10/20/2020	Active	75	27	14	13	20.97%	80	1	1		2	R	S,SC	1	\$3,745.00	
Exc Award (06/30/2023, 06/30/2024)																		
130802	Chicago One World Centennial	04/25/2017	Active(2)	14	0	0	0	0.00%	14		1		None	P,S,T,M,VP SC	2			
Exc Award (06/30/2022)																		
30919	CHICAGO PHILIPPINE	06/19/1975	Active	32	0	3	-3	-8.57%	35	22	3				VP,SC	3		
Exc Award (06/30/2022)																		
38246	CHICAGO PUERTO RICO	04/07/1980	Active	15	0	0	0	0.00%	15		7		2		M,VP,SC	23		
125924	Chicago Ridge	10/13/2015	Active	56	8	0	8	16.67%	49		1				VP,SC	2		
Exc Award (06/30/2021, 06/30/2022, 06/30/2023)																		
65307	CHICAGO ROGERS PARK	05/02/2002	Active(1)	24	0	1	-1	-4.00%	27	22	2		2	R	SC	18		
Exc Award (06/30/2022)																		
57713	CHICAGO THAI MID WEST	01/03/1996	Active(1)	17	1	1	0	0.00%	16	4	6		12		VP,SC	3		
Exc Award (06/30/2022)																		
49	CHICAGO UPTOWN	03/17/1921	P- Active(1)	11	0	0	0	0.00%	11		19		2	R	M,SC	1		
103704	CHICAGO WINDY CITY	09/25/2008	Active	49	4	3	1	2.08%	56	6	0			N		0		
Exc Award (06/30/2016, 06/30/2020, 06/30/2023)																		
105501	FLOSSMOOR ROSHNI	05/18/2009	Active	3	0	0	0	0.00%	3		55		15		S,M,VP,SC	24+		
53498	FRANKLIN PARK MANILA	07/01/1992	Active	14	3	0	3	27.27%	10		3		2	R	M	2		
Exc Award (06/30/2018)																		
57	GLENWOOD	03/16/1966	Active	19	3	1	2	11.76%	17	15	1			N	M,SC	2	\$50.00	
Exc Award (06/30/2022)																		
134670	Harvey Centennial	05/11/2018	Active(3)	12	0	0	0	0.00%	12		10		8		S,M,VP	24+		
137694	Justice	04/05/2019	Active	23	0	0	0	0.00%	18		7			N	SC	3		
149150	KOPE Cyber Lions of District 1-A	12/29/2021	Active(1)	14	0	0	0	0.00%	25		7		2		M,VP,SC	8	90+ Days	
64	LA GRANGE HIGHLANDS	04/25/1961	Active	15	0	1	-1	-6.25%	26	5	5		4		P,M,VP,SC	11		
Exc Award (06/30/2018, 06/30/2022)																		
65	LANSING	06/25/1937	Active	30	0	0	0	0.00%	31		9			N	M,SC	20		
127483	Lincolnwood	05/06/2016	Active(1)	18	0	0	0	0.00%	18		16	1	None		P,S,T,M,VP SC	24+		



Club Health Assessment for District 1 A through January 2025

			Status	Membership							Reports					Finance		LCIF
Club Number	Club Name	Charter Date		Current Member Count	YTD Members Added	YTD Members Dropped	YTD Net Growth	YTD Net Growth%	Member Count 12 Months Ago	Avg. length of service for dropped members	Months Since Last MMR ***	Yrs. Since Last Officer Report	President Rotation	Vice President Reported ****	Months Since Last Activity Report ***	Account Balance	Donations for current Fiscal Year	
			Number of times on status quo within last two years	If below 15 members appears					If net loss is greater than 20% appears			If no report in 3 months appears in	When more than one year appears in	Number of repeat terms	Notes the officers that do not have an active	If no report at 12 months appears in red		
74	OAK LAWN	03/22/1939	Active	38	5	1	4	11.76%	36	7	1			N	3	90+ Days	\$175.00	
Exc Award (06/30/2018, 06/30/2021, 06/30/2022)																		
75	OAK PARK-RIVER FOREST	08/01/1920	Active(2)	7	0	0	0	0.00%	7		9		3	R	T,M,SC		10	
76	ORLAND PARK	03/12/1964	Active	37	1	4	-3	-7.50%	42	8	6			N	2		\$75.00	
Exc Award (06/30/2017, 06/30/2018)																		
77	PALOS	10/03/1949	Active	66	12	8	4	6.45%	57	22	1			N	M,SC		1	
Exc Award (06/30/2018, 06/30/2023)																		
81	RIVER GROVE	08/29/1949	Active	91	3	6	-3	-3.19%	96	3	1		2	N	SC		3	
Exc Award (06/30/2022)																		
82	RIVERSIDE TOWNSHIP	04/15/1948	Active(1)	35	5	1	4	12.90%	29	1	0		2	R	M,SC		20	
59955	SCHILLER PARK	09/05/1997	Active	2	0	0	0	0.00%	2		16		3		P,M,VP,SC	3		
85	SOUTH HOLLAND	08/22/1946	Active	24	0	0	0	0.00%	25		4			N	M,SC	24+	\$85.00	
87	STICKNEY FOREST VIEW	08/27/1952	Active	52	0	1	-1	-1.89%	51	43	2			IP	0	\$4,300.00		
Exc Award (06/30/2016, 06/30/2017, 06/30/2022)																		
88	THE FOREST KALA SAMPATH	06/07/1928	Active	19	7	0	7	58.33%	12		5		11	N	3	\$1,340.00		
Exc Award (06/30/2023)																		
89	THORNTON	09/23/1950	Active	25	0	2	-2	-7.41%	27	16	2			N	2			
90	TINLEY PARK	10/12/1949	Active	23	1	1	0	0.00%	25	24	1			IP	SC	0	\$1,000.00	
91	WESTCHESTER	02/16/1965	Active	12	0	0	0	0.00%	12		9		4	R	0	\$496.62		
Exc Award (06/30/2023)																		
92	WILLOW SPRINGS	04/27/1954	Active	45	3	3	0	0.00%	46	16	1				VP,SC	0	\$9,025.00	
Exc Award (06/30/2017, 06/30/2018, 06/30/2022)																		
143691	Willow Springs Lioness	12/04/2020	Active	24	0	0	0	0.00%	23		4		5	N	M	10		
93	WORTH	10/28/1953	Active	36	0	2	-2	-5.26%	38	38	0			N	VP,SC	3		
Exc Award (06/30/2022)																		



Club Health Assessment for District 1 A through January 2025

			Status	Membership							Reports					Finance	LCIF
Club Number	Club Name	Charter Date		Current Member Count	YTD Members Added	YTD Members Dropped	YTD Net Growth	YTD Net Growth%	Member Count 12 Months Ago	Avg. length of service for dropped members	Months Since Last MMR ***	Yrs. Since Last Officer Report	President Rotation	Vice President Reported ****	Months Since Last Activity Report ***	Account Balance	Donations for current Fiscal Year
			Number of times on status quo within last two years	If below 15 members appears				If net loss is greater than 20% appears			If no report in 3 months appears in	When more than one year appears in	Number of repeat terms	Notes the officers that do not have an active	If no report at 12 months appears in red		

Clubs Cancelled Previous Fiscal Year – Clubs Cancelled within last 12 months may be reinstated

Club Number	Club Name	Charter Date	Current Status*	Cancellation Date
150774	Bedford Park Love-Smiles	05/13/2022	Cancelled(8*)	01/29/2024
53482	CHICAGO MEXICA	07/01/1992	Cancelled(8*)	12/29/2023
33	CHICAGO MONTCLARE ELMWOOD PARK	03/31/1947	Cancelled(8*)	06/29/2024
105920	COOK COUNTY	06/22/2009	Cancelled(8*)	12/29/2023

Current Total Clubs Count	YTD New Clubs Count	YTD Cancelled Clubs Count	YTD Net Club Gain	Current Total Members Count	YTD Add	YTD Drop	YTD Net Growth	YTD Net Growth %	Member Count 12 Months Ago	Average Member Count Per Club	% of Clubs with less than 20 members	% No MMR in 3 Months	% No Officer Report in 12 Months	% of Clubs with balance 90+ days	Number of Clubs in Status Quo	% Status Quo Clubs in Financial Suspension	Number of Cancelled Clubs	Average Cancelled Club Age	Members Lost Due to Cancellation	% of Clubs Cancelled for Non-Financial Reasons
69	1	2	-1	1,837	222	144	78	4.43%	1,852	27	52%	59%	3%	4%	0	0%	2	81	30	-150%

* - P - Priority Club. Cancellation Reasons: 1-Objectives/conduct, 2-Non-active club, 5-Non-existing club, 6-Disbanding, 7-Merger, 8-Financial Suspension, 9-District/Multiple District Dues.

** - Abbreviation: P-President, S-Secretary, T-Treasurer, M-Member Chairperson, VP-First Vice President, MC-Communications Chairperson, SC-Service Chairperson

*** - Abbreviation: N/R - Never reported using the Lions Clubs website, N/A - Not applicable, No password registered for the Lions Clubs website.

**** - Abbreviation: N - New, IP - Immediate Past, R - Repeat.



Club Health Assessment for District 1 BK through January 2025

			Status	Membership						Reports					Finance		LCIF
Club Number	Club Name	Charter Date		Current Member Count	YTD Members Added	YTD Members Dropped	YTD Net Growth	YTD Net Growth%	Member Count 12 Months Ago	Avg. length of service for dropped members	Months Since Last MMR ***	Yrs. Since Last Officer Report	President Rotation	Vice President Reported ****	Months Since Last Activity Report ***	Account Balance	Donations for current Fiscal Year
			Number of times on status quo within last two years	If below 15 members appears				If net loss is greater than 20% appears			If no report in 3 months appears in	When more than one year appears in	Number of repeat terms	Notes the officers that do not have an active	If no report at 12 months appears in red		
Clubs more than two years old																	
96	ASHKUM	05/11/1965	Active	38	0	0	0	0.00%	39		13			M,VP,SC	24+		\$100.00
40403	BEECHER	10/26/1981	Active	26	4	0	4	18.18%	22		3		3	M,VP,SC	0		
Exc Award (06/30/2018)																	
577	BELLFLOWER	06/27/1958	Active	23	0	0	0	0.00%	21		7		3	P,M,VP,SC	10		
98	BOLINGBROOK	11/03/1966	Active	65	3	3	0	0.00%	70	20	2			N	0		
Exc Award (06/30/2018, 06/30/2022)																	
99	BONFIELD	06/28/1967	Active	26	1	0	1	4.00%	24		6		2	R M,VP,SC	2		
100	BRADLEY	09/10/1946	Active	29	1	1	0	0.00%	29	60	0			N M,SC	0		\$200.00
101	BRAIDWOOD	02/24/1969	Active	25	0	1	-1	-3.85%	26	8	1		2	R SC	0		\$20.00
102	BUCKLEY	10/18/1955	Active	23	0	2	-2	-8.00%	23	8	3		None	N P,M,SC	10		
103	CHANNAHON	01/22/1969	Active	13	3	0	3	30.00%	10		0		3	N SC	1		
Exc Award (06/30/2016)																	
104	CHEBANSE	05/20/1955	Active	16	0	0	0	0.00%	22		0		14	N M,VP,SC	12		
583	COAL CITY	01/13/1949	Active	19	6	5	1	5.56%	16	6	0		5	P,T,M,VP,SC	4		
584	CORNELL	05/05/1972	Active	30	2	0	2	7.14%	29		2		9	R T,M,VP,SC	24+		
106	CREST HILL	09/27/1962	Active	27	2	0	2	8.00%	26		3			R SC	24+		
107	CRETE	12/07/1939	Active	44	9	5	4	10.00%	39	23	0		2	M,VP,SC	1		
Exc Award (06/30/2021)																	
585	DANVERS	04/10/1958	Active	47	0	1	-1	-2.08%	51	44	3		2	R P,M	20		\$1,576.00
586	DWIGHT	12/23/1947	Active(1)	32	0	0	0	0.00%	32		6			M,VP,SC	24+		
587	EARLVILLE	09/27/1955	Active	36	1	0	1	2.86%	34		1			N M,SC	7		
588	FAIRBURY	10/10/1956	Active	18	0	0	0	0.00%	18		9			N	24+		\$2,000.00
589	FLANAGAN	03/04/1960	Active	12	0	0	0	0.00%	13		7		7	T,M,VP,SC	13		
111	FRANKFORT	12/28/1940	Active	70	1	6	-5	-6.67%	73	19	0			N M,SC	0		\$2,000.00
Exc Award (06/30/2018, 06/30/2019, 06/30/20																	



Club Health Assessment for District 1 BK through January 2025

			Status	Membership							Reports					Finance		LCIF
Club Number	Club Name	Charter Date		Current Member Count	YTD Members Added	YTD Members Dropped	YTD Net Growth	YTD Net Growth%	Member Count 12 Months Ago	Avg. length of service for dropped members	Months Since Last MMR ***	Yrs. Since Last Officer Report	President Rotation	Vice President Reported ****	Months Since Last Activity Report ***	Account Balance	Donations for current Fiscal Year	
			Number of times on status quo within last two years	If below 15 members appears				If net loss is greater than 20% appears			If no report in 3 months appears in	When more than one year appears in	Number of repeat terms	Notes the officers that do not have an active	If no report at 12 months red			
591	GARDNER	11/09/1948	Active	10	2	0	2	25.00%	8		5		3	M,VP,SC	24+			
592	GIBSON CITY	04/12/1922	Active	47	3	1	2	4.44%	52	8	0			P,M,VP,SC	5			
115	HERSCHER	04/29/1965	Active	25	0	1	-1	-3.85%	27	51	0		6	R	M,SC	0		
594	HUDSON	04/13/1964	Active	19	1	2	-1	-5.00%	22	3	1		2	M,VP,SC	24+			
Exc Award (06/30/2017, 06/30/2018)																		
117	JOLIET NOON	01/19/1921	Active	33	3	2	1	3.13%	32	21	0			VP	0		\$100.00	
Exc Award (06/30/2024)																		
30089	LA MOILLE	01/09/1975	Active	30	0	0	0	0.00%	33		0			S,T,M,VP,SC	N/R			
597	LELAND	10/23/1956	Active	14	0	1	-1	-6.67%	15	18	6			VP,SC	23		\$25.00	
120	LEMONT	06/07/1962	Active	103	8	0	8	8.42%	97		0		2	N	0		\$2,180.00	
Exc Award (06/30/2016, 06/30/2018, 06/30/2020)																		
122	LOCKPORT	04/27/1939	Active	26	0	1	-1	-3.70%	27	44	4		None	N	P,T,M,SC	N/R		
598	LONG POINT	04/12/1966	Active	9	0	0	0	0.00%	9		24			P,S,M,VP,SC	N/R			
41441	MALDEN	06/21/1982	Active	27	2	0	2	8.00%	24		4			M,VP,SC	0	90+ Days		
Exc Award (06/30/2023)																		
599	MARSEILLES	01/31/1956	Active	101	9	2	7	7.45%	94	49	0			M,VP,SC	18			
Exc Award (06/30/2016)																		
125	MARTINTON	10/23/1957	Active	13	0	0	0	0.00%	13		24		9	S,M,VP,SC	N/R			
601	MENDOTA	11/15/1938	Active	52	3	3	0	0.00%	52	2	2	1	None	P,S,T,M,VP SC	24+			
126	MILFORD	12/04/1951	Active(1)	9	0	0	0	0.00%	9		16		10	R	P,T,M,VP,SC	24+		
602	MINOOKA	11/30/1955	Active	98	3	4	-1	-1.01%	99	10	0			N	M,SC	5	\$1,200.00	
127	MOKENA	11/05/1952	Active	44	2	10	-8	-15.38%	52	16	1			M,VP,SC	5			
Exc Award (06/30/2016)																		
128	MOMENCE	04/30/1945	Active	12	0	1	-1	-7.69%	13	41	0	1	None	P,S,T,M,VP SC	24+			
603	MORRIS	03/31/1938	Active	36	0	1	-1	-2.70%	37	10	1			N	M,VP,SC	1	\$200.00	
Exc Award (06/30/2016, 06/30/2018)																		
129	NEW LENOX	08/25/1948	Active	30	0	2	-2	-6.25%	31	6	0			M,VP,SC	1		\$1,000.00	



Club Health Assessment for District 1 BK through January 2025

			Status	Membership							Reports					Finance		LCIF
Club Number	Club Name	Charter Date		Current Member Count	YTD Members Added	YTD Members Dropped	YTD Net Growth	YTD Net Growth%	Member Count 12 Months Ago	Avg. length of service for dropped members	Months Since Last MMR ***	Yrs. Since Last Officer Report	President Rotation	Vice President Reported ****	Months Since Last Activity Report ***	Account Balance	Donations for current Fiscal Year	
			Number of times on status quo within last two years	If below 15 members appears				If net loss is greater than 20% appears			If no report in 3 months appears in	When more than one year appears in	Number of repeat terms	Notes the officers that do not have an active	If no report at 12 months appears in red			
604	NORMAL	06/22/1965	Active	19	0	0	0	0.00%	21		6		2	N	M,SC	0		
Exc Award (06/30/2020)																		
130	ONARGA	02/12/1931	Active	29	1	2	-1	-3.33%	30	6	0			N	SC	0		
Exc Award (06/30/2023, 06/30/2024)																		
606	OSWEGO	01/13/1948	Active	9	0	0	0	0.00%	9		8		5		M,VP,SC	24+		
Exc Award (06/30/2018)																		
607	OTTAWA	09/25/1936	Active	19	0	5	-5	-20.83%	25	15	1		7		M,VP,SC	24+		
Exc Award (06/30/2016)																		
132	PLAINFIELD	11/22/1948	Active	90	5	10	-5	-5.26%	90	4	0			N	M,SC	21		
613	PRINCETON	10/14/1925	Active	18	0	2	-2	-10.00%	16	2	6			N	T,SC	9		
Exc Award (06/30/2016)																		
108163	ROCKDALE	04/20/2010	Active	3	0	0	0	0.00%	3		46		9		M,VP,SC	24+		
617	SERENA	02/06/1964	Active	32	3	2	1	3.23%	28	8	0			N	VP,SC	1		
Exc Award (06/30/2016)																		
618	SHEFFIELD	09/24/1951	Active	17	0	1	-1	-5.56%	17	41	0		5	R	SC	1		
135	SHOREWOOD	10/23/1963	Active(1)	13	0	3	-3	-18.75%	16	13	0		7	R	VP,SC	0		
621	SPRING VALLEY	07/13/1938	Active	8	0	0	0	0.00%	6		13		4	N	M,SC	11		
623	STREATOR	02/05/1953	Active	21	0	0	0	0.00%	16		9		2	N	P,T,M,VP,SC	24+		
62004	STREATOR HARDCRABBLE	05/27/1999	Active	16	2	0	2	14.29%	16		2			N		0		
Exc Award (06/30/2020, 06/30/2021)																		
29988	TOWANDA	12/10/1974	Active	20	0	0	0	0.00%	20		7				M,VP,SC	24+		
625	WASHBURN	06/03/1931	Active	14	0	0	0	0.00%	14		13	1	None		P,S,T,M,VP SC	24+		
137	WATSEKA	03/07/1938	Active	22	0	0	0	0.00%	22		15				S,T,M,VP,SC	24+		
138	WELLINGTON	06/20/1967	Active(1)	4	0	0	0	0.00%	4		2		7		M,VP,SC	N/R		
139	WILMINGTON	07/28/1953	Active	8	0	4	-4	-33.33%	12	12	5				T,M,VP,SC	4	\$100.00	
626	YORKVILLE	01/16/1939	Active	18	1	0	1	5.88%	18		1		2		M,VP,SC	1	\$50.00	



Club Health Assessment for District 1 BK through January 2025

Club Number			Club Name			Charter Date			Status					Membership					Reports					Finance		LCIF
									Current Member Count	YTD Members Added	YTD Members Dropped	YTD Net Growth	YTD Net Growth%	Member Count 12 Months Ago	Avg. length of service for dropped members	Months Since Last MMR ***	Yrs. Since Last Officer Report	President Rotation	Vice President Reported ****	Months Since Last Activity Report ***	Account Balance	Donations for current Fiscal Year				
									Number of times on status quo within last two years	If below 15 members appears			If net loss is greater than 20% appears			If no report in 3 months appears in		When more than one year appears in	Number of repeat terms	Notes the officers that do not have an active		If no report at 12 months appears in red				
Current Total Clubs Count	YTD New Clubs Count	YTD Cancelled Clubs Count	YTD Net Club Gain	Current Total Members Count	YTD Add	YTD Drop	YTD Net Growth	YTD Net Growth %	Member Count 12 Months Ago	Average Member Count Per Club	% of Clubs with less than 20 members	% No MMR in 3 Months	% No Officer Report in 12 Months	% of Clubs with balance 90+ days	Number of Clubs in Status Quo	% Status Quo Clubs in Financial Suspension	Number of Cancelled Clubs	Average Cancelled Club Age	Members Lost Due to Cancellation	% of Clubs Cancelled for Non-Financial Reasons						
59	0	0	0	1,737	81	84	-3	-0.17%	1,746	29	42%	46%	5%	2%	0	0%	0	0	0	0%						

* - P - Priority Club. Cancellation Reasons: 1-Objectives/conduct, 2-Non-active club, 5-Non-existing club, 6-Disbanding, 7-Merger, 8-Financial Suspension, 9-District/Multiple District Dues.

** - Abbreviation: P-President, S-Secretary, T-Treasurer, M-Member Chairperson, VP-First Vice President, MC-Communications Chairperson, SC-Service Chairperson

*** - Abbreviation: N/R - Never reported using the Lions Clubs website, N/A - Not applicable, No password registered for the Lions Clubs website.

**** - Abbreviation: N - New, IP - Immediate Past, R - Repeat.



Club Health Assessment for District 1 CN through January 2025

Club Number	Club Name	Charter Date	Status	Membership							Reports					Finance	LCIF
				Current Member Count	YTD Members Added	YTD Members Dropped	YTD Net Growth	YTD Net Growth%	Member Count 12 Months Ago	Avg. length of service for dropped members	Months Since Last MMR ***	Yrs. Since Last Officer Report	President Rotation	Vice President Reported ****	Months Since Last Activity Report ***	Account Balance	Donations for current Fiscal Year
			Number of times on status quo within last two years	If below 15 members appears				If net loss is greater than 20% appears			If no report in 3 months appears in	When more than one year appears in	Number of repeat terms	Notes the officers that do not have an active	If no report at 12 months red		
Clubs more than two years old																	
146	BREESE	09/17/1936	Active	41	0	2	-2	-4.65%	43	16	2		2	R	M,SC	14	
149	CARLYLE	08/21/1936	Active	26	0	2	-2	-7.14%	28	27	5		None	N	P,M,SC	11	
150	CARMI	05/28/1952	Active	25	1	7	-6	-19.35%	31	7	1			N	T,M,VP,SC	16	90+ Days \$500.00
156	CENTRAL CITY CENTRALIA	10/06/1965	Active	34	2	10	-8	-19.05%	39	15	0			N	P,M,VP	17	
134387	Central City Lioness	04/13/2018	Active	37	1	2	-1	-2.63%	39	5	0			N		1	
162	COLLINSVILLE	02/20/1923	Active	21	1	0	1	5.00%	21		1			N	M	24+	\$100.00
42507	COLLINSVILLE MARYVILLE EVENING	04/15/1983	Active	34	0	3	-3	-8.11%	37	14	2			N		0	\$270.00
163	COLUMBIA	07/17/1952	Active	21	0	0	0	0.00%	22		9		17		VP	15	
144733	Columbia 21st Century	12/30/2020	Active	26	2	1	1	4.00%	29	3	0				M,VP	2	
102544	DUPO EAST CARONDELET	06/23/2008	Active	12	0	0	0	0.00%	12		11		3		VP	24+	
102555	EAST SAINT LOUIS	06/26/2008	Active(1)	6	0	1	-1	-14.29%	7	17	0			N	M	10	
173	FAIRFIELD	12/12/1938	Active	15	0	0	0	0.00%	15		10		4		T,M,VP	13	
177	GRAYVILLE	08/22/1938	Cancelled(6*)	0	0	20	-20	-100.00%	20	18	1		None		P,S,T,M,VP SC	24+	90+ Days
187	LEBANON	07/21/1950	Active	20	0	1	-1	-4.76%	21	4	0			N	SC	0	\$360.00
	Exc Award (06/30/2018)																
192	MASCOUTAH	02/23/1952	Active	34	11	2	9	36.00%	24	25	1				P,VP	24+	
38541	MASCOUTAH NOON	06/09/1980	Active	45	0	0	0	0.00%	45		10		2		VP	24+	
195	MOUNT CARMEL	07/30/1952	Active	22	0	2	-2	-8.33%	24	31	0		2		T,M,VP	13	
196	MOUNT VERNON	01/14/1924	Active	23	2	0	2	9.52%	21		5			N	S	24+	\$60.00
198	NASHVILLE	05/31/1938	Active	85	0	2	-2	-2.30%	91	11	2				P,VP,SC	5	
200	NEW BADEN	11/22/1951	Active	17	0	1	-1	-5.56%	18	23	2				T,M,VP	10	\$235.00
201	NOBLE	05/04/1938	Active	21	1	0	1	5.00%	21		0		2		P,M,VP,SC	3	\$50.00
30312	O'FALLON/FAIRVIEW HEIGHTS	03/06/1975	Active	21	1	0	1	5.00%	21		6		6	R	M	9	
203	OKAWVILLE	09/04/1930	Active	60	4	1	3	5.26%	56	18	3			N		2	



Club Health Assessment for District 1 CN through January 2025

			Status		Membership						Reports					Finance		LCIF		
Club Number	Club Name	Charter Date		Current Member Count	YTD Members Added	YTD Members Dropped	YTD Net Growth	YTD Net Growth%	Member Count 12 Months Ago	Avg. length of service for dropped members	Months Since Last MMR ***	Yrs. Since Last Officer Report	President Rotation	Vice President Reported ****	Months Since Last Activity Report ***	Account Balance	Donations for current Fiscal Year			
			Number of times on status quo within last two years	If below 15 members appears					If net loss is greater than 20% appears						If no report in 3 months appears in	When more than one year appears in	Number of repeat terms	Notes the officers that do not have an active red	If no report in 12 months appears in	
211	SALEM	02/19/1936	Active	59	1	0	1	1.72%	59		2			T,M,VP	24+					
33809	SMITHTON	05/18/1977	Active	2	0	0	0	0.00%	2		10		3	VP	1		\$10.00			
210	ST JACOB	10/26/1965	Active	121	4	2	2	1.68%	112	6	1			N	24					
218	SUMMERFIELD	06/27/1966	Active	5	0	0	0	0.00%	11		9		8	M,VP	24+					
33810	SWANSEA-BELLEVILLE MIDTOWN	05/11/1977	Active	5	0	0	0	0.00%	5		11			S,M,VP	24+		\$2,000.00			
222	TROY	06/24/1938	Active	17	0	1	-1	-5.56%	19	41	1		2	M,VP	11					
35512	VALMEYER	05/08/1978	Active	29	0	1	-1	-3.33%	30	37	0		3	T,VP	7					
223	WATERLOO	12/20/1951	Active	53	11	3	8	17.78%	53	24	0			N	2		\$11,545.00			
Current Total Clubs Count	YTD New Clubs Count	YTD Cancelled Clubs Count	YTD Net Club Gain	Current Total Members Count	YTD Add	YTD Drop	YTD Net Growth	YTD Net Growth %	Member Count 12 Months Ago	Average Member Count Per Club	% of Clubs with less than 20 members	% No MMR in 3 Months	% No Officer Report in 12 Months	% of Clubs with balance 90+ days	Number of Clubs in Status Quo	% Status Quo Clubs in Financial Suspension	Number of Cancelled Clubs	Average Cancelled Club Age	Members Lost Due to Cancellation	% of Clubs Cancelled for Non-Financial Reasons
30	0	1	-1	937	42	64	-22	-2.29%	976	31	27%	37%	0%	3%	0	0%	1	86	20	100%

* - P - Priority Club. Cancellation Reasons: 1-Objectives/conduct, 2-Non-active club, 5-Non-existing club, 6-Disbanding, 7-Merger, 8-Financial Suspension, 9-District/Multiple District Dues.

** - Abbreviation: P-President, S-Secretary, T-Treasurer, M-Member Chairperson, VP-First Vice President, MC-Communications Chairperson, SC-Service Chairperson

*** - Abbreviation: N/R - Never reported using the Lions Clubs website, N/A - Not applicable, No password registered for the Lions Clubs website.

**** - Abbreviation: N - New, IP - Immediate Past, R - Repeat.



Club Health Assessment for District 1 CS through January 2025

			Status	Membership							Reports					Finance		LCIF
Club Number	Club Name	Charter Date		Current Member Count	YTD Members Added	YTD Members Dropped	YTD Net Growth	YTD Net Growth%	Member Count 12 Months Ago	Avg. length of service for dropped members	Months Since Last MMR ***	Yrs. Since Last Officer Report	President Rotation	Vice President Reported ****	Months Since Last Activity Report ***	Account Balance	Donations for current Fiscal Year	
			Number of times on status quo within last two years	If below 15 members appears				If net loss is greater than 20% appears			If no report in 3 months appears in	When more than one year appears in	Number of repeat terms	Notes the officers that do not have an active	If no report at 12 months red			
Clubs more than two years old																		
145	BENTON	03/12/1935	Active	29	4	1	3	11.54%	26	17	2		7	P,M,VP,SC	24+			
148	CARBONDALE	07/15/1921	Active	42	0	0	0	0.00%	48		4			M,VP,SC	11			
152	CARTERVILLE	05/18/1922	Active	29	0	0	0	0.00%	29		5			T,VP,SC	9			
158	CHESTER	04/20/1936	Active	19	5	0	5	35.71%	14		3			M,VP,SC	N/R		\$125.00	
159	CHRISTOPHER	02/07/1924	Active	28	5	1	4	16.67%	24	57	0		2	N	SC	1		
Exc Award (06/30/2024)																		
161	COBDEN	04/21/1938	Active(1)	36	0	0	0	0.00%	36		19			P,M,VP,SC	13			
165	DESOTO	06/19/1970	Active(1)	16	0	1	-1	-5.88%	17	6	3		10	P,M,VP,SC	N/R			
167	DU QUOIN	03/10/1936	Active(1)	9	0	0	0	0.00%	9		20		9	P,S,M,VP,SC	N/R			
170	ELDORADO	11/23/1922	Active	24	1	0	1	4.35%	26		0			N	T,SC	2		
Exc Award (06/30/2023)																		
176	GALATIA	03/09/1973	Active(1)	19	0	0	0	0.00%	19		14		20	P,T,M,VP,SC	24+			
47941	HARRISBURG TOWN & COUNTRY	12/14/1987	Active	14	0	3	-3	-17.65%	17	12	2			P,M,VP,SC	24+			
179	HERRIN-ENERGY	06/06/1922	Active	12	0	0	0	0.00%	12		6		6	S,M,VP,SC	8			
66804	JOHNSTON CITY	11/05/2002	Active	14	2	0	2	16.67%	14		0		2	R	M,VP,SC	0		
188	LENZBURG	03/14/1963	Active	6	0	1	-1	-14.29%	7	19	6		9	P,S,M,VP,SC	N/R			
190	MARION	04/24/1923	Active	30	0	1	-1	-3.23%	32	10	2		6	N	VP,SC	5		
193	METROPOLIS	01/24/1941	Active	15	0	0	0	0.00%	14		9			IP	T,M,VP,SC	24+		
194	MOUNDS	11/02/1959	Active	15	0	1	-1	-6.25%	17	52	1		4		M,VP,SC	0		
Exc Award (06/30/2018)																		
199	NEW ATHENS	12/20/1951	Active	9	0	0	0	0.00%	11		9		5	P,M,VP,SC	24+			
206	RED BUD	05/06/1935	Active	43	0	10	-10	-18.87%	55	32	3			M,VP,SC	24+			
216	SPARTA	05/15/1939	Active	42	1	0	1	2.44%	43		1			N	VP,SC	1		
Exc Award (06/30/2024)																		
217	STEELEVILLE	05/04/1936	Active	10	0	0	0	0.00%	10		10			P,T,M,VP,SC	1			



Club Health Assessment for District 1 CS through January 2025

			Status							Membership							Reports					Finance		LCIF
Club Number	Club Name	Charter Date		Current Member Count	YTD Members Added	YTD Members Dropped	YTD Net Growth	YTD Net Growth%	Member Count 12 Months Ago	Avg. length of service for dropped members	Months Since Last MMR ***	Yrs. Since Last Officer Report	President Rotation	Vice President Reported ****	Months Since Last Activity Report ***	Account Balance	Donations for current Fiscal Year							
			Number of times on status quo within last two years	If below 15 members appears				If net loss is greater than 20% appears			If no report in 3 months appears in	When more than one year appears in	Number of repeat terms	Notes the officers that do not have an active	If no report at 12 months appears in red									
221	TRICO	04/14/1955	Active	10	0	0	0	0.00%	11		5			P,T,M,VP,SC	N/R									
224	WEST FRANKFORT	10/19/1922	Active	29	1	2	-1	-3.33%	30	14	1		N	SC	2									
Current Total Clubs Count	YTD New Clubs Count	YTD Cancelled Clubs Count	YTD Net Club Gain	Current Total Members Count	YTD Add	YTD Drop	YTD Net Growth	YTD Net Growth %	Member Count 12 Months Ago	Average Member Count Per Club	% of Clubs with less than 20 members	% No MMR in 3 Months	% No Officer Report in 12 Months	% of Clubs with balance 90+ days	Number of Clubs in Status Quo	% Status Quo Clubs in Financial Suspension	Number of Cancelled Clubs	Average Cancelled Club Age	Members Lost Due to Cancellation	% of Clubs Cancelled for Non-Financial Reasons				
23	0	0	0	500	19	21	-2	-0.40%	521	22	57%	61%	0%	0%	0	0%	0	0	0	0%				

* - P - Priority Club. Cancellation Reasons: 1-Objectives/conduct, 2-Non-active club, 5-Non-existing club, 6-Disbanding, 7-Merger, 8-Financial Suspension, 9-District/Multiple District Dues.

** - Abbreviation: P-President, S-Secretary, T-Treasurer, M-Member Chairperson, VP-First Vice President, MC-Communications Chairperson, SC-Service Chairperson

*** - Abbreviation: N/R - Never reported using the Lions Clubs website, N/A - Not applicable, No password registered for the Lions Clubs website.

**** - Abbreviation: N - New, IP - Immediate Past, R - Repeat.



Club Health Assessment for District 1 D through January 2025

			Status	Membership						Reports					Finance		LCIF
Club Number	Club Name	Charter Date		Current Member Count	YTD Members Added	YTD Members Dropped	YTD Net Growth	YTD Net Growth%	Member Count 12 Months Ago	Avg. length of service for dropped members	Months Since Last MMR ***	Yrs. Since Last Officer Report	President Rotation	Vice President Reported ****	Months Since Last Activity Report ***	Account Balance	Donations for current Fiscal Year
			Number of times on status quo within last two years	If below 15 members appears					If net loss is greater than 20% appears		If no report in 3 months appears in	When more than one year appears in	Number of repeat terms	Notes the officers that do not have an active	If no report at 12 months appears in red		
Clubs less than two years old																	
177925	Rockford 815	08/28/2024	Active	25	25	0	25	100.00%	0		3			VP,SC	N/R		
Clubs more than two years old																	
225	ALBANY	05/11/1970	Active	20	0	0	0	0.00%	20		0		7	T,M,VP,SC	24+		
226	AMBOY	01/22/1948	Active	37	0	3	-3	-7.50%	39	12	0		2	R SC	17		\$750.00
Exc Award (06/30/2019)																	
227	APPLE RIVER	03/07/1946	Active	35	1	3	-2	-5.41%	37	40	4			N M,SC	24+		\$185.00
229	BELVIDERE	04/16/1946	Active	43	5	4	1	2.38%	41	2	5			N	2		
Exc Award (06/30/2019, 06/30/2023)																	
230	BYRON	05/20/1960	Active	42	0	0	0	0.00%	43		7		11	R M,SC	24+		
231	CAPRON	03/30/1955	Active	29	4	5	-1	-3.33%	27	14	1		2	R SC	0		
51571	CEDARVILLE	04/25/1991	Active	18	1	3	-2	-10.00%	20	7	0			N M,SC	0		
232	CHADWICK	04/19/1963	Active	18	0	0	0	0.00%	18		9		2	R M	18		
235	DIXON EVENING	03/10/1964	Active	15	0	0	0	0.00%	15		0			T,M,VP,SC	24+		
132258	Dixon Lioness	07/27/2017	Active	21	0	0	0	0.00%	21		6		2	M,VP,SC	22		\$250.00
234	DIXON NOON	04/23/1936	Active	16	0	0	0	0.00%	16		0		2	R M,SC	24+		\$300.00
236	DURAND	06/29/1973	Active	40	4	4	0	0.00%	36	2	0			N SC	24+		
237	EAST DUBUQUE	06/22/1936	Active	25	0	1	-1	-3.85%	22	10	1		3	R P,S,M,SC	21		
240	FORRESTON	05/22/1963	Active	26	0	0	0	0.00%	26		6		3	M,VP,SC	24+		\$25.00
242	FREEPORT	03/26/1936	Active	31	2	0	2	6.90%	28		2			N	3		\$450.00
Exc Award (06/30/2023)																	
244	GALENA	09/14/1936	Active	34	2	2	0	0.00%	34	3	1		2	R	1		\$1,000.00
245	GENOA	10/28/1952	Active	23	2	4	-2	-8.00%	26	12	1			T,M,VP,SC	6		
38247	GERMAN VALLEY	04/28/1980	Active	32	1	0	1	3.23%	31		0		3	N	0		
Exc Award (06/30/2023)																	
248	KIRKLAND	08/04/1948	Active	73	9	2	7	10.61%	60	9	0			N M,SC	0		\$1,125.00




Club Health Assessment for District 1 D through January 2025

			Status	Membership							Reports					Finance		LCIF
Club Number	Club Name	Charter Date		Current Member Count	YTD Members Added	YTD Members Dropped	YTD Net Growth	YTD Net Growth%	Member Count 12 Months Ago	Avg. length of service for dropped members	Months Since Last MMR ***	Yrs. Since Last Officer Report	President Rotation	Vice President Reported ****	Months Since Last Activity Report ***	Account Balance	Donations for current Fiscal Year	
			Number of times on status quo within last two years	If below 15 members appears					If net loss is greater than 20% appears			If no report in 3 months appears in	When more than one year appears in	Number of repeat terms	Notes the officers that do not have an active	If no report at 12 months appears in red		
249	LANARK	06/11/1956	Active	43	3	1	2	4.88%	43	0	5			N	SC	1		\$200.00
250	LEAF RIVER	03/11/1957	Active	18	1	4	-3	-14.29%	21	20	1		None		P,M,VP	2		\$200.00
Exc Award (06/30/2019)																		
251	LENA	06/01/1949	Active	76	3	6	-3	-3.80%	82	19	0			N	SC	2		
Exc Award (06/30/2019)																		
252	LOVES PARK	10/23/1950	Active	26	0	0	0	0.00%	26		8			N	SC	13		\$200.00
122671	MACKTOWN	06/30/2014	Active	5	0	0	0	0.00%	5		19		7	R	M,SC	24+		
256	MORRISON	09/29/1938	Active	24	0	1	-1	-4.00%	25	35	5			N		0		\$750.00
257	MOUNT CARROLL	04/16/1948	Active	38	3	1	2	5.56%	36	1	1			N	SC	0		
122012	Orangeville	04/28/2014	Active	24	0	0	0	0.00%	29		7			N	T,M,SC	5		
Exc Award (06/30/2022)																		
259	OREGON	07/08/1952	Active	46	6	7	-1	-2.13%	45	8	2			N	M,SC	2		
Exc Award (06/30/2022, 06/30/2024)																		
260	PAW PAW	04/11/1946	Active	69	3	0	3	4.55%	66		3				M,VP,SC	16		
261	PEARL CITY	10/21/1954	Active(1)	35	0	3	-3	-7.89%	34	5	4				T,M,VP,SC	1		\$1,000.00
Exc Award (06/30/2019)																		
262	PECATONICA	06/02/1961	Active	23	5	0	5	27.78%	17		0		8		VP,SC	1		
263	POLO	02/17/1948	Active	51	0	3	-3	-5.56%	61	36	0			N	M,SC	6		\$600.00
264	POPLAR GROVE	02/21/1961	Active	39	2	0	2	5.41%	37		6		2		T,VP,SC	24+		
265	PROPHETSTOWN	12/11/1947	Active	17	0	0	0	0.00%	17		6				T,M,VP,SC	24+		\$100.00
266	ROCHELLE	08/22/1951	Active	17	3	2	1	6.25%	15	52	0		2		M,VP,SC	9		\$300.00
268	ROCKFORD	02/03/1920	Active	43	1	3	-2	-4.44%	55	2	2				M,VP,SC	18		\$160.00
Exc Award (06/30/2016, 06/30/2017, 06/30/2018)																		
270	ROCKTON	12/14/1938	Active	64	0	0	0	0.00%	57		8		3	N	SC	24+		
Exc Award (06/30/2016)																		
271	ROSCOE	06/12/1961	Active	21	1	1	0	0.00%	21	26	5			IP	P,M,SC	24+		
272	SAVANNA	09/20/1927	Active	24	2	0	2	9.09%	18		3		17		M,VP,SC	24+		



Club Health Assessment for District 1 D through January 2025

			Status	Membership							Reports					Finance	LCIF	
Club Number	Club Name	Charter Date		Current Member Count	YTD Members Added	YTD Members Dropped	YTD Net Growth	YTD Net Growth%	Member Count 12 Months Ago	Avg. length of service for dropped members	Months Since Last MMR ***	Yrs. Since Last Officer Report	President Rotation	Vice President Reported ****	Months Since Last Activity Report ***	Account Balance	Donations for current Fiscal Year	
			Number of times on status quo within last two years	If below 15 members appears				If net loss is greater than 20% appears			If no report in 3 months appears in	When more than one year appears in	Number of repeat terms	Notes the officers that do not have an active	If no report at 12 months appears in red			
274	SHANNON	08/12/1955	Active	22	0	0	0	0.00%	24		6		5	T,M,VP,SC	24+	90+ Days		
275	SOUTH BELOIT	05/16/1944	Active	30	0	0	0	0.00%	25		7			T,M,VP,SC	24+			
278	STILLMAN VALLEY	04/16/1956	Active	18	0	1	-1	-5.26%	20	46	3		3	N	T,VP,SC		24+	
279	STOCKTON	05/07/1945	Active	17	0	0	0	0.00%	18		6		12	T,M,VP,SC	24+			
280	TAMPICO	08/29/1957	Active	8	0	2	-2	-20.00%	10	10	2		4	N	SC		24+	
281	THOMSON	07/22/1957	Active	10	0	0	0	0.00%	10		6		19		S,T,M,VP,SC		24+	
282	WARREN	08/23/1949	Active	19	1	1	0	0.00%	20	19	5			N	M,VP,SC		24+	
283	WINNEBAGO	05/29/1961	Active	19	2	0	2	11.76%	17		2				M,VP,SC		13	

Clubs Cancelled Previous Fiscal Year – Clubs Cancelled within last 12 months may be reinstated

Club Number	Club Name	Charter Date	Current Status*	Cancellation Date
228	ASHTON	06/16/1954	Cancelled(6*)	06/29/2024

Current Total Clubs Count	YTD New Clubs Count	YTD Cancelled Clubs Count	YTD Net Club Gain	Current Total Members Count	YTD Add	YTD Drop	YTD Net Growth	YTD Net Growth %	Member Count 12 Months Ago	Average Member Count Per Club	% of Clubs with less than 20 members	% No MMR in 3 Months	% No Officer Report in 12 Months	% of Clubs with balance 90+ days	Number of Clubs in Status Quo	% Status Quo Clubs in Financial Suspension	Number of Cancelled Clubs	Average Cancelled Club Age	Members Lost Due to Cancellation	% of Clubs Cancelled for Non-Financial Reasons
48	1	0	1	1,449	92	67	25	1.76%	1,414	30	29%	52%	0%	2%	0	0%	0	0	0	0%

* - P - Priority Club. Cancellation Reasons: 1-Objectives/conduct, 2-Non-active club, 5-Non-existing club, 6-Disbanding, 7-Merger, 8-Financial Suspension, 9-District/Multiple District Dues.

** - Abbreviation: P-President, S-Secretary, T-Treasurer, M-Member Chairperson, VP-First Vice President, MC-Communications Chairperson, SC-Service Chairperson

*** - Abbreviation: N/R - Never reported using the Lions Clubs website, N/A - Not applicable, No password registered for the Lions Clubs website.

**** - Abbreviation: N - New, IP - Immediate Past, R - Repeat.



Club Health Assessment for District 1 F through January 2025

Club Number	Club Name	Charter Date	Status	Membership							Reports					Finance	LCIF
				Current Member Count	YTD Members Added	YTD Members Dropped	YTD Net Growth	YTD Net Growth%	Member Count 12 Months Ago	Avg. length of service for dropped members	Months Since Last MMR ***	Yrs. Since Last Officer Report	President Rotation	Vice President Reported ****	Months Since Last Activity Report ***	Account Balance	Donations for current Fiscal Year
			Number of times on status quo within last two years	If below 15 members appears				If net loss is greater than 20% appears			If no report in 3 months appears in	When more than one year appears in	Number of repeat terms	Notes the officers that do not have an active	If no report at 12 months red		
Clubs more than two years old																	
362	ANTIOCH	07/16/1937	Active	99	13	6	7	7.61%	90	2	0			M,VP,SC	2		
363	ARLINGTON HEIGHTS	09/25/1925	Active	34	3	2	1	3.03%	32	1	0		2	R	M,SC	2	
364	BARRINGTON	10/15/1925	Active	54	3	1	2	3.85%	43	8	1			M,VP,SC	N/R		\$1,300.00
120169	Buffalo Grove	08/16/2013	Active	13	0	0	0	0.00%	13		6		4	M,VP,SC	24+		
367	DEERFIELD	01/28/1949	Active	16	0	0	0	0.00%	16		3		2	M,VP,SC	N/R		
368	DES PLAINES	05/06/1924	Active	5	1	1	0	0.00%	8	28	1		2	N	M,SC	3	
	Exc Award (06/30/2023)																
369	ELK GROVE VILLAGE	10/28/1958	Active	26	4	3	1	4.00%	25	6	0			M,VP,SC	8		\$20.00
111092	EVANSTON SUNRISE	05/25/2011	Active	14	2	1	1	7.69%	11	12	3			N	M,SC	6	\$100.00
372	FOX LAKE	10/15/1948	Active	18	4	1	3	20.00%	17	6	2			IP	M,SC	24+	
373	GAGEWOOD	05/20/1959	Active	27	0	2	-2	-6.90%	29	2	0		2	P,M,VP,SC	24+		\$125.00
375	GLENVIEW	08/21/1950	Active	20	0	0	0	0.00%	19		4		3	M,VP,SC	24+		\$700.00
376	GRAYSLAKE	05/29/1940	Active	47	7	1	6	14.63%	44	0	1			IP	M,SC	3	
380	LAKE FOREST LAKE BLUFF	04/03/1950	Active	30	3	2	1	3.45%	29	7	0		2	M,VP,SC	N/R		\$4,000.00
381	LAKE VILLA TOWNSHIP	06/04/1963	Active	31	1	1	0	0.00%	33	1	0		None	N	P,SC	16	\$1,000.00
	Exc Award (06/30/2017)																
382	LAKE ZURICH	08/01/1939	Active	63	3	1	2	3.28%	59	3	0		2	VP,SC	4		
43064	LONG GROVE	10/28/1983	Active	31	0	0	0	0.00%	31		10		3	R	VP,SC	N/R	\$100.00
385	MOUNT PROSPECT	03/01/1934	Active	89	5	4	1	1.14%	82	17	0			N	SC	2	
	Exc Award (06/30/2016)																
387	NILES	02/27/1953	Active	23	0	0	0	0.00%	26		7			M,VP,SC	24+		
389	NORTH CHICAGO	11/15/1954	Active	12	0	0	0	0.00%	12		0		20	M,VP,SC	24+		
391	PALATINE	09/29/1925	Active	19	0	1	-1	-5.00%	18	18	1		5	M,VP,SC	24+		\$1,500.00
393	PARK RIDGE	06/30/1947	Active	18	0	3	-3	-14.29%	21	11	0		12	M,VP,SC	17		
394	PROSPECT HEIGHTS	01/29/1954	Active	23	6	2	4	21.05%	19	0	1		6	R	M,VP,SC	2	\$500.00



Club Health Assessment for District 1 F through January 2025

Club Number	Club Name	Charter Date	Status	Membership							Reports					Finance	LCIF
				Current Member Count	YTD Members Added	YTD Members Dropped	YTD Net Growth	YTD Net Growth%	Member Count 12 Months Ago	Avg. length of service for dropped members	Months Since Last MMR ***	Yrs. Since Last Officer Report	President Rotation	Vice President Reported ****	Months Since Last Activity Report ***	Account Balance	Donations for current Fiscal Year
			Number of times on status quo within last two years	If below 15 members appears				If net loss is greater than 20% appears			If no report in 3 months appears	When more than one year appears in	Number of repeat terms	Notes the officers that do not have an active	If no report at 12 months appears in red		
396	SCHAUMBURG-HOFFMAN	04/12/1961	Active	29	5	7	-2	-6.45%	30	14	0		6	N	SC	6	\$1,050.00
	Exc Award (06/30/2016, 06/30/2017, 06/30/2020)																
42364	SKOKIE	03/03/1983	Active	18	1	1	0	0.00%	17	21	4		5	R	M	9	\$800.00
	Exc Award (07/01/2017)																
42365	VERNON HILLS	03/14/1983	Active	17	0	0	0	0.00%	16		1			R	T,M,SC	13	
399	WAUCONDA	08/13/1941	Active	30	1	0	1	3.45%	30		6		3		S,M,VP,SC	24+	
401	WAUKEGAN LITTLE FORT	02/07/1973	Active	12	0	1	-1	-7.69%	14	2	5		5		M,VP,SC	0	
53174	WAUKEGAN UPTOWN	05/28/1992	Active	11	1	0	1	10.00%	9		2		10		P,M,VP,SC	10	\$1,050.00
405	WINTHROP HARBOR	09/23/1954	Active	17	3	0	3	21.43%	14		0		2		M,VP,SC	0	\$3,000.00

Clubs Cancelled Previous Fiscal Year – Clubs Cancelled within last 12 months may be reinstated

Club Number	Club Name	Charter Date	Current Status*	Cancellation Date
390	NORTHFIELD	01/28/1957	Cancelled(6*)	07/29/2023

Current Total Clubs Count	YTD New Clubs Count	YTD Cancelled Clubs Count	YTD Net Club Gain	Current Total Members Count	YTD Add	YTD Drop	YTD Net Growth	YTD Net Growth %	Member Count 12 Months Ago	Average Member Count Per Club	% of Clubs with less than 20 members	% No MMR in 3 Months	% No Officer Report in 12 Months	% of Clubs with balance 90+ days	Number of Clubs in Status Quo	% Status Quo Clubs in Financial Suspension	Number of Cancelled Clubs	Average Cancelled Club Age	Members Lost Due to Cancellation	% of Clubs Cancelled for Non-Financial Reasons
29	0	0	0	846	66	41	25	3.05%	807	29	45%	31%	0%	0%	0	0%	0	0	0	0%

* - P - Priority Club. Cancellation Reasons: 1-Objectives/conduct, 2-Non-active club, 5-Non-existing club, 6-Disbanding, 7-Merger, 8-Financial Suspension, 9-District/Multiple District Dues.


** - Abbreviation: P-President, S-Secretary, T-Treasurer, M-Member Chairperson, VP-First Vice President, MC-Communications Chairperson, SC-Service Chairperson

*** - Abbreviation: N/R - Never reported using the Lions Clubs website, N/A - Not applicable, No password registered for the Lions Clubs website.

**** - Abbreviation: N - New, IP - Immediate Past, R - Repeat.




Club Health Assessment for District 1 G through January 2025

			Status	Membership							Reports					Finance		LCIF
Club Number	Club Name	Charter Date		Current Member Count	YTD Members Added	YTD Members Dropped	YTD Net Growth	YTD Net Growth%	Member Count 12 Months Ago	Avg. length of service for dropped members	Months Since Last MMR ***	Yrs. Since Last Officer Report	President Rotation	Vice President Reported ****	Months Since Last Activity Report ***	Account Balance	Donations for current Fiscal Year	
			Number of times on status quo within last two years	If below 15 members appears			If net loss is greater than 20% appears				If no report in 3 months appears in	When more than one year appears in	Number of repeat terms	Notes the officers that do not have an active		If no report at 12 months appears in red		
Clubs more than two years old																		
409	AUGUSTA	11/30/1949	Active	9	0	0	0	0.00%	11		7				M,VP,SC	6		
31908	BEARDSTOWN	03/31/1976	Active	34	0	3	-3	-8.11%	40	15	4		2	R	M,VP,SC	N/R		
412	CAMP POINT	09/30/1946	Active	22	0	0	0	0.00%	24		9				VP,SC	10		
413	CARLINVILLE	05/22/1944	Active	59	4	2	2	3.51%	57	31	1			N	SC	4		
414	CARROLLTON	09/26/1935	Active	12	0	7	-7	-36.84%	19	14	5			N	P,M,SC	24+		
41440	CHAPIN	06/28/1982	Active	26	0	2	-2	-7.14%	28	25	3		2	R	VP,SC	3		\$500.00
415	CLAYTON	01/31/1949	Active	10	0	1	-1	-9.09%	11	10	36				M,VP,SC	24+		
416	COATSBURG	11/18/1958	Active	33	1	0	1	3.13%	31		6			N	M,SC	3		
Exc Award (06/30/2023)																		
419	EDWARDSVILLE	06/30/1944	Active(1)	2	0	6	-6	-75.00%	8	20	1		None		P,M,VP,SC	24+		
421	FRANKLIN	12/26/1951	Active	29	0	1	-1	-3.33%	28	8	6			N	P,SC	18		
43586	GILLESPIE	03/14/1984	Active	12	0	1	-1	-7.69%	13	18	0		2		M,VP,SC	13		
423	GOLDEN	06/28/1940	Active	14	1	1	0	0.00%	14	56	2		4		P,M,VP,SC	1		
424	GREENFIELD	04/10/1939	Active	16	1	4	-3	-15.79%	19	26	2				VP,SC	3		
30410	HIGHLAND	03/20/1975	Active	67	3	3	0	0.00%	59	34	0			R		2		\$2,720.00
Exc Award (06/30/2024)																		
427	HULL	03/24/1952	Active	24	0	0	0	0.00%	25		12		2	R	M,VP,SC	24+		
428	JACKSONVILLE	04/03/1924	Active	27	5	0	5	22.73%	20		0			IP	SC	1		\$250.00
Exc Award (06/30/2018, 06/30/2024)																		
429	JERSEYVILLE	06/17/1935	Active(1)	7	0	0	0	0.00%	7		5		11		M,VP,SC	N/R		
430	LIBERTY	10/10/1946	Active	35	1	0	1	2.94%	35		4			N	M,SC	24+		
432	LORAINE	03/23/1971	Active(1)	34	6	2	4	13.33%	35	16	0			N	VP,SC	19	90+ Days	
434	MARINE	03/27/1967	Active	9	0	0	0	0.00%	10		7		6	R	M,VP,SC	24+		
435	MENDON	06/11/1940	Active	21	0	1	-1	-4.55%	22	11	5		7	R	P,VP,SC	24+		
439	PALMYRA	09/26/1940	Active	11	0	0	0	0.00%	11		8			IP	P,M,SC	N/R		



Club Health Assessment for District 1 G through January 2025

			Status	Membership							Reports					Finance	LCIF
Club Number	Club Name	Charter Date		Current Member Count	YTD Members Added	YTD Members Dropped	YTD Net Growth	YTD Net Growth%	Member Count 12 Months Ago	Avg. length of service for dropped members	Months Since Last MMR ***	Yrs. Since Last Officer Report	President Rotation	Vice President Reported ****	Months Since Last Activity Report ***	Account Balance	Donations for current Fiscal Year
			Number of times on status quo within last two years	If below 15 members appears				If net loss is greater than 20% appears			If no report in 3 months appears in	When more than one year appears in	Number of repeat terms		Notes the officers that do not have an active	If no report at 12 months appears in red	
440	PITTSFIELD	09/22/1920	Active	21	0	0	0	0.00%	22		6		2		M,VP,SC	1	
441	PLAINVILLE	02/28/1952	Cancelled(6*)	0	1	20	-19	-100.00%	24	21	2		None		P,S,T,M,VP,SC	24+	
444	QUINCY	07/21/1919	Active	13	1	0	1	8.33%	12		6		2	R	SC	10	
29444	RUSHVILLE	06/21/1974	Active	11	0	0	0	0.00%	11		5			N	P,T,M,VP,SC	24+	\$3,000.00
448	STAUNTON	04/10/1950	Active	9	1	1	0	0.00%	7	3	2		11	R	M,SC	6	
	Exc Award (06/30/2016)																
450	TIMEWELL	12/19/1950	Active	7	0	0	0	0.00%	7		10		14	R	VP	10	
44409	VERSAILLES	12/28/1984	Active	9	0	0	0	0.00%	9		10		None		P,VP,SC	24+	
110580	WARSAW	03/17/2011	Active	20	0	0	0	0.00%	20		16		3	R	M,VP	24+	
454	WAVERLY	09/18/1940	Active	21	0	0	0	0.00%	21		11		15	R	M,VP,SC	24+	
455	WHITE HALL	03/28/1939	Active	37	5	2	3	8.82%	38	0	0		None		P,M,VP,SC	24+	

Clubs Cancelled Previous Fiscal Year – Clubs Cancelled within last 12 months may be reinstated

Club Number	Club Name	Charter Date	Current Status*	Cancellation Date
51328	BUNKER HILL	02/19/1991	Cancelled(8*)	08/29/2023

Current Total Clubs Count	YTD New Clubs Count	YTD Cancelled Clubs Count	YTD Net Club Gain	Current Total Members Count	YTD Add	YTD Drop	YTD Net Growth	YTD Net Growth %	Member Count 12 Months Ago	Average Member Count Per Club	% of Clubs with less than 20 members	% No MMR in 3 Months	% No Officer Report in 12 Months	% of Clubs with balance 90+ days	Number of Clubs in Status Quo	% Status Quo Clubs in Financial Suspension	Number of Cancelled Clubs	Average Cancelled Club Age	Members Lost Due to Cancellation	% of Clubs Cancelled for Non-Financial Reasons
31	0	1	-1	661	30	57	-27	-3.92%	698	21	48%	68%	0%	3%	0	0%	1	105	20	0%

* - P - Priority Club. Cancellation Reasons: 1-Objectives/conduct, 2-Non-active club, 5-Non-existing club, 6-Disbanding, 7-Merger, 8-Financial Suspension, 9-District/Multiple District Dues.


** - Abbreviation: P-President, S-Secretary, T-Treasurer, M-Member Chairperson, VP-First Vice President, MC-Communications Chairperson, SC-Service Chairperson

*** - Abbreviation: N/R - Never reported using the Lions Clubs website, N/A - Not applicable, No password registered for the Lions Clubs website.

**** - Abbreviation: N - New, IP - Immediate Past, R - Repeat.



Club Health Assessment for District 1 H through January 2025

			Status	Membership							Reports					Finance	LCIF	
Club Number	Club Name	Charter Date		Current Member Count	YTD Members Added	YTD Members Dropped	YTD Net Growth	YTD Net Growth%	Member Count 12 Months Ago	Avg. length of service for dropped members	Months Since Last MMR ***	Yrs. Since Last Officer Report	President Rotation	Vice President Reported ****	Months Since Last Activity Report ***	Account Balance	Donations for current Fiscal Year	
			Number of times on status quo within last two years	If below 15 members appears					If net loss is greater than 20% appears			If no report in 3 months appears in	When more than one year appears in	Number of repeat terms	Notes the officers that do not have an active red	If no report at 12 months appears in red		
Clubs more than two years old																		
58411	ALPHA-WOODHULL ALWOOD	06/20/1996	Active	14	0	1	-1	-6.67%	16	4	2		6	P,S,T,M,VP SC	2			
460	ALTONA	03/19/1953	Active	23	0	0	0	0.00%	23		5			M,VP,SC	2			
461	ANDALUSIA	11/23/1962	Active	20	0	0	0	0.00%	17		5		6	M,VP,SC	1			
463	ASTORIA	11/23/1970	Active	25	2	4	-2	-7.41%	27	21	1			M,VP,SC	5			
462	AVON	03/22/1956	Active	22	1	1	0	0.00%	23	9	0			N S,SC	5			
464	BARTONVILLE	03/18/1954	Active	36	1	0	1	2.86%	35		5			IP M,VP,SC	2	90+ Days		
467	BRADFORD	04/09/1965	Active	15	4	1	3	25.00%	12	23	3		10	M,VP,SC	1		\$20.00	
468	BUSHNELL	03/29/1956	Active	8	2	3	-1	-11.11%	10	7	2			R P,T,M,SC	24+			
470	CARTHAGE	05/19/1966	Active	41	2	1	1	2.50%	35	19	1			N M,SC	10		\$100.00	
35021	CHILLICOTHE	02/14/1978	Active	20	1	1	0	0.00%	20	2	3			R T,SC	2			
471	COAL VALLEY	06/15/1964	Active(2)	7	0	0	0	0.00%	7		5		4	M,VP,SC	1			
472	COLCHESTER	09/18/1951	Active	43	0	1	-1	-2.27%	49	48	2			N P,SC	3			
473	CREVE COEUR	01/26/1944	Active	9	1	2	-1	-10.00%	10	30	0		12	R VP,SC	4			
30702	DALLAS CITY	05/14/1975	Active	4	0	0	0	0.00%	4		9		10	R P,M,VP,SC	4			
478	ELIZA	04/09/1973	Active	15	0	0	0	0.00%	15		2		8	N M,SC	12			
479	GALESBURG	11/18/1920	Active	78	0	1	-1	-1.27%	83	32	0			N	3		\$1,200.00	
Exc Award (06/30/2023)																		
480	GALVA	07/15/1947	Active	25	1	3	-2	-7.41%	29	30	0		2	N M,SC	0			
483	HOPEDALE	12/07/1970	Active	40	18	0	18	81.82%	22		1		2	R M,SC	0	90+ Days		
487	LA HARPE	03/15/1971	Active	34	0	1	-1	-2.86%	36	52	0			S,M,VP,SC	4			
490	MACKINAW	06/19/1964	Active	29	0	0	0	0.00%	29		5			M,VP,SC	4			
491	MACOMB	05/23/1963	Active	23	0	6	-6	-20.69%	28	11	1			N M,SC	0		\$1,000.00	
39332	MILAN	01/31/1981	Active	31	4	0	4	14.81%	27		0			N SC	2		\$1,000.00	
495	MONMOUTH	05/21/1936	Active	11	0	1	-1	-8.33%	12	25	2			N M,SC	2		\$20.00	



Club Health Assessment for District 1 H through January 2025

			Status		Membership						Reports					Finance		LCIF		
Club Number	Club Name	Charter Date		Current Member Count	YTD Members Added	YTD Members Dropped	YTD Net Growth	YTD Net Growth%	Member Count 12 Months Ago	Avg. length of service for dropped members	Months Since Last MMR ***	Yrs. Since Last Officer Report	President Rotation	Vice President Reported ****	Months Since Last Activity Report ***	Account Balance	Donations for current Fiscal Year			
			Number of times on status quo within last two years	If below 15 members appears					If net loss is greater than 20% appears			If no report in 3 months appears in	When more than one year appears in	Number of repeat terms	Notes the officers that do not have appears in an active	If no report at 12 months red				
46996	MONMOUTH NOON	03/02/1987	Active	13	0	0	0	0.00%	13		20		None	P,S,T,M,VP SC	6					
498	NORTH HENDERSON	12/17/1951	Active	6	0	1	-1	-14.29%	7	20	4		21	P,T,M,VP,SC	3					
500	ORION	04/30/1956	Active	39	0	1	-1	-2.50%	39	7	0		2	M,VP	0		\$962.00			
Exc Award (06/30/2023)																				
501	PEKIN	10/22/1940	Active	20	2	0	2	11.11%	18		4			IP VP	2					
503	PEORIA HEIGHTS-SUBURBAN L C	04/30/1954	Active	25	1	1	0	0.00%	38	1	4			N	3					
Exc Award (06/30/2022)																				
38248	PRINCEVILLE	04/09/1980	Active	58	2	0	2	3.57%	57		5		5	N M,SC	5		\$100.00			
504	ROCK ISLAND EVENING	09/03/1943	Active	13	0	2	-2	-13.33%	15	37	2			R M,VP,SC	3					
506	ROSEVILLE	08/11/1958	Active	17	1	0	1	6.25%	16		0		7	R M,VP,SC	1					
143975	Silvis	12/12/2020	Active	17	0	8	-8	-32.00%	30	3	1		2	R SC	5					
Exc Award (06/30/2022)																				
34597	STRONGHURST	11/29/1977	Active	12	0	1	-1	-7.69%	12	11	5		13	S,T,M,VP,SC	8					
508	TOULON	10/03/1946	Active	25	0	0	0	0.00%	25		4		6	N M,SC	0					
509	TREMONT	02/20/1968	Active	28	1	2	-1	-3.45%	29	13	0			M,VP,SC	13		\$400.00			
511	WASHINGTON	01/25/1971	Active	15	0	0	0	0.00%	13		5			M,VP,SC	2					
513	WYOMING	12/06/1948	Active	27	2	4	-2	-6.90%	29	17	0			VP,SC	2					
Current Total Clubs Count	YTD New Clubs Count	YTD Cancelled Clubs Count	YTD Net Club Gain	Current Total Members Count	YTD Add	YTD Drop	YTD Net Growth	YTD Net Growth %	Member Count 12 Months Ago	Average Member Count Per Club	% of Clubs with less than 20 members	% No MMR in 3 Months	% No Officer Report in 12 Months	% of Clubs with balance 90+ days	Number of Clubs in Status Quo	% Status Quo Clubs in Financial Suspension	Number of Cancelled Clubs	Average Cancelled Club Age	Members Lost Due to Cancellation	% of Clubs Cancelled for Non-Financial Reasons
37	0	0	0	888	46	47	-1	-0.11%	910	24	41%	43%	0%	5%	0	0%	0	0	0	0%

* - P - Priority Club. Cancellation Reasons: 1-Objectives/conduct, 2-Non-active club, 5-Non-existing club, 6-Disbanding, 7-Merger, 8-Financial Suspension, 9-District/Multiple District Dues.

** - Abbreviation: P-President, S-Secretary, T-Treasurer, M-Member Chairperson, VP-First Vice President, MC-Communications Chairperson, SC-Service Chairperson

*** - Abbreviation: N/R - Never reported using the Lions Clubs website, N/A - Not applicable, No password registered for the Lions Clubs website.

**** - Abbreviation: N - New, IP - Immediate Past, R - Repeat.



Club Health Assessment for District 1 J through January 2025

			Status	Membership							Reports					Finance		LCIF
Club Number	Club Name	Charter Date		Current Member Count	YTD Members Added	YTD Members Dropped	YTD Net Growth	YTD Net Growth%	Member Count 12 Months Ago	Avg. length of service for dropped members	Months Since Last MMR ***	Yrs. Since Last Officer Report	President Rotation	Vice President Reported ****	Months Since Last Activity Report ***	Account Balance	Donations for current Fiscal Year	
			Number of times on status quo within last two years	If below 15 members appears				If net loss is greater than 20% appears			If no report in 3 months appears in	When more than one year appears in	Number of repeat terms	Notes the officers that do not have an active	If no report at 12 months appears in red			
Clubs more than two years old																		
515	ALGONQUIN	09/18/1939	Active	35	5	3	2	6.06%	35	13	1		2	N	1		\$20.00	
Exc Award (06/30/2016, 06/30/2023)																		
516	AURORA	06/23/1922	Active	40	3	2	1	2.56%	37	3	0		3	N	M,SC	0	\$88.00	
Exc Award (06/30/2022, 06/30/2023, 06/30/2024)																		
144527	Aurora Carillon	12/29/2020	Active	37	5	1	4	12.12%	33	4	1		4	R	M	0	\$821.00	
Exc Award (06/30/2023, 06/30/2024)																		
35315	AURORA EVENING	04/21/1978	Active	11	0	1	-1	-8.33%	12	46	5		2	N	5		\$13.00	
Exc Award (06/30/2017)																		
517	BARTLETT	08/28/1939	Active	71	5	10	-5	-6.58%	74	12	0			N	M,SC	0	\$25.00	
Exc Award (06/30/2023)																		
29351	BATAVIA	05/23/1974	Active	21	0	3	-3	-12.50%	27	11	3		2	R	M,SC	6	\$20.00	
Exc Award (06/30/2019, 06/30/2023)																		
36855	BIG ROCK	04/17/1979	Active	9	1	0	1	12.50%	9		4		7		T,M,VP,SC	20	90+ Days \$5.00	
519	BLOOMINGDALE	09/07/1961	Active	27	6	6	0	0.00%	27	11	0			N	M,SC	24+	\$10.00	
520	BURLINGTON	03/28/1959	Active	20	0	0	0	0.00%	19		1			R	M,SC	11	\$30.00	
49338	BURR RIDGE-HINSDALE-OAK	03/30/1989	Active	38	7	0	7	22.58%	24		0			N	M	2	\$6,162.49	
Exc Award (06/30/2019, 06/30/2024)																		
523	CLARENDON HILLS	02/23/1950	Active	51	2	2	0	0.00%	49	26	1		2		M,VP	11	\$13.00	
Exc Award (06/30/2023)																		
524	CORTLAND	12/10/1973	Active(1)	33	0	0	0	0.00%	35		4			N		18	\$40.00	
525	CRYSTAL LAKE	08/04/1931	Active	57	5	3	2	3.64%	53	12	0		2	R	M,SC	20	\$2,000.00	
Exc Award (06/30/2018, 06/30/2024)																		
526	DARIEN	05/25/1971	Active	136	4	8	-4	-2.86%	142	9	1			N	SC	8	\$5,163.00	
Exc Award (06/30/2020, 06/30/2022, 06/30/2024)																		
527	DE KALB	02/04/1948	Active	10	0	0	0	0.00%	10		16	1	None		P,S,T,M,VP SC	16		
528	DOWNERS GROVE	09/21/1926	Active	10	0	0	0	0.00%	10		6		None		P,S,T,M,VP SC	14		
530	DUNDEE TOWNSHIP	03/15/1937	Active	34	3	2	1	3.03%	29	0	0			R	M,SC	1	\$1,145.00	




Club Health Assessment for District 1 J through January 2025

			Status	Membership							Reports					Finance	LCIF
Club Number	Club Name	Charter Date		Current Member Count	YTD Members Added	YTD Members Dropped	YTD Net Growth	YTD Net Growth%	Member Count 12 Months Ago	Avg. length of service for dropped members	Months Since Last MMR ***	Yrs. Since Last Officer Report	President Rotation	Vice President Reported ****	Months Since Last Activity Report ***	Account Balance	Donations for current Fiscal Year
			Number of times on status quo within last two years	If below 15 members appears					If net loss is greater than 20% appears			If no report in 3 months appears in	When more than one year appears in	Number of repeat terms	Notes the officers that do not have an active	If no report at 12 months appears in red	
Exc Award (06/30/2019)																	
143456	DuPage Tomorrows Alliance	01/05/2021	Active(1)	10	0	0	0	0.00%	10		30	1	None	P,S,T,M,VP SC	24+	90+ Days	\$5.00
531	ELBURN	07/31/1929	Active	183	0	1	-1	-0.54%	181	49	1			N	M,SC	1	\$170.00
Exc Award (06/30/2023)																	
532	ELGIN	12/25/1921	Active	26	5	5	0	0.00%	22	30	3		2		VP	1	\$1,672.00
Exc Award (06/30/2019, 06/30/2023, 06/30/20)																	
533	ELMHURST	09/09/1940	Active	36	0	5	-5	-12.20%	42	13	1			N		5	\$112.00
Exc Award (06/30/2017, 06/30/2018, 06/30/20)																	
534	FOX RIVER GROVE	09/25/1939	Active	42	3	1	2	5.00%	42	8	2		2	N	M,SC	1	\$1,026.00
Exc Award (06/30/2018, 06/30/2019)																	
535	GENEVA	01/14/1937	Active	67	2	0	2	3.08%	64		1			N	M,SC	0	\$16.00
537	GLEN ELLYN	07/12/1923	Active	23	3	0	3	15.00%	19		3			N	M,SC	2	\$8.00
Exc Award (06/30/2016)																	
538	HAMPSHIRE	08/28/1953	Active	29	0	2	-2	-6.45%	30	25	0			N	SC	20	
539	HANOVER PARK	11/30/1961	Active	18	0	0	0	0.00%	18		7	1	None	P,S,T,M,VP SC	24+		\$10.00
540	HINCKLEY	04/02/1970	Active	31	3	1	2	6.90%	28	40	0		2	R	M,SC	7	
64110	HUNTLEY AREA	03/28/2001	Active	43	4	10	-6	-12.24%	48	5	0			N	SC	0	\$278.00
Exc Award (06/30/2018, 06/30/2022, 06/30/20)																	
542	ISLAND LAKE	09/28/1956	Active	43	4	1	3	7.50%	34	1	0		3	N	SC	5	\$68.00
Exc Award (06/30/2022, 06/30/2023, 06/30/20)																	
543	ITASCA	08/29/1939	Active(1)	102	5	8	-3	-2.86%	93	6	0			N	M,SC	7	\$4,359.00
48706	JOHNSBURG	06/16/1988	Active	26	0	0	0	0.00%	30		7		5	R	M,SC	20	\$11.00
38845	LEE	08/29/1980	Active	25	0	0	0	0.00%	25		9		7	R	SC	18	\$506.00
545	LISLE	05/25/1949	Active	16	0	1	-1	-5.88%	18	38	2		2	N	SC	4	\$384.00
Exc Award (06/30/2019, 06/30/2108)																	
546	LOMBARD	10/17/1923	Active	18	0	0	0	0.00%	18		3		None	R	P,SC	5	\$8.00
549	MALTA	09/13/1960	Active	36	1	0	1	2.86%	35		7		3		P,T,M,VP,SC	23	
550	MAPLE PARK	01/25/1960	Active	19	0	0	0	0.00%	16		6			N	M,SC	2	



Club Health Assessment for District 1 J through January 2025

			Status	Membership							Reports					Finance	LCIF	
Club Number	Club Name	Charter Date		Current Member Count	YTD Members Added	YTD Members Dropped	YTD Net Growth	YTD Net Growth%	Member Count 12 Months Ago	Avg. length of service for dropped members	Months Since Last MMR ***	Yrs. Since Last Officer Report	President Rotation	Vice President Reported ****	Months Since Last Activity Report ***	Account Balance	Donations for current Fiscal Year	
			Number of times on status quo within last two years	If below 15 members appears					If net loss is greater than 20% appears			If no report in 3 months appears in	When more than one year appears in	Number of repeat terms	Notes the officers that do not have an active	If no report at 12 months appears in red		
548	MCHENRY/WONDER LAKE	10/13/1966	Active	21	4	7	-3	-12.50%	25	17	0		5	R	T,M,VP,SC	0	90+ Days	\$11.00
552	NAPERVILLE NOON	07/19/1948	Active	38	2	2	0	0.00%	37	12	2			N	SC	0		\$2,829.00
Exc Award (06/30/2018, 06/30/2023, 06/30/2024)																		
554	NORTH AURORA	10/27/1959	Active	41	2	0	2	5.13%	39		1			N	SC	0		\$20.00
Exc Award (06/30/2024)																		
47043	OAKBROOK TERRACE	03/12/1987	Active	19	1	1	0	0.00%	18	38	0		2	N	M,SC	2		\$8.00
557	ROSELLE	04/26/1934	Active	50	3	2	1	2.04%	56	18	1			N	SC	1		\$1,630.00
Exc Award (06/30/2016)																		
558	SANDWICH	06/20/1949	Active	44	0	1	-1	-2.22%	45	1	0			N	M,SC	0		\$1,765.00
Exc Award (06/30/2017, 06/30/2019, 06/30/2020)																		
559	SHABBONA	03/03/1970	Active	16	0	0	0	0.00%	18		7			R	SC	21		
560	SOMONAUK	04/17/1945	Active(1)	19	0	7	-7	-26.92%	26	45	0				M,VP,SC	22		\$1,000.00
561	SOUTH ELGIN	10/11/1954	Active	12	0	0	0	0.00%	12		20	1	None		P,S,T,M,VP SC	20		\$16.00
564	SYCAMORE	10/06/1948	Active	44	2	2	0	0.00%	44	16	1			N	SC	0		\$37.00
Exc Award (06/30/2018, 06/30/2019, 06/30/2020)																		
565	UNION	12/12/1957	Active	60	5	4	1	1.69%	57	8	0		2	R		3		\$2,215.00
Exc Award (06/30/2018, 06/30/2021, 06/30/2022)																		
566	VILLA PARK	09/25/1923	Active	11	2	0	2	22.22%	9		5		2		M,VP,SC	1		\$17.00
567	WARRENVILLE	06/08/1949	Active	28	0	0	0	0.00%	27		4		3		M,VP,SC	15		\$18.00
Exc Award (06/30/2017, 06/30/2019)																		
568	WATERMAN	06/08/1954	Active	38	4	2	2	5.56%	34	11	0		2	R	M,SC	0		\$231.00
Exc Award (06/30/2018, 06/30/2023, 06/30/2024)																		
569	WEST CHICAGO	12/14/1960	Active(1)	28	0	0	0	0.00%	25		3	1	None		P,S,T,M,VP SC	22		\$37.00
570	WESTMONT	01/08/1936	Active	45	6	2	4	9.76%	41	16	0				VP	0		\$140.00
Exc Award (06/30/2018, 06/30/2019, 06/30/2020)																		
571	WHEATON	09/19/1923	Active	92	8	5	3	3.37%	89	21	0				M,VP	12		\$8.00
Exc Award (06/30/2019, 06/30/2023)																		
573	WINFIELD	03/18/1959	Active	33	0	0	0	0.00%	33		20		8	R	M,SC	2		\$65.00



Club Health Assessment for District 1 J through January 2025

			Status	Membership							Reports				Finance	LCIF	
Club Number	Club Name	Charter Date		Current Member Count	YTD Members Added	YTD Members Dropped	YTD Net Growth	YTD Net Growth%	Member Count 12 Months Ago	Avg. length of service for dropped members	Months Since Last MMR ***	Yrs. Since Last Officer Report	President Rotation	Vice President Reported ****	Months Since Last Activity Report ***	Account Balance	Donations for current Fiscal Year
			Number of times on status quo within last two years	If below 15 members appears				If net loss is greater than 20% appears			If no report in 3 months appears in	When more than one year appears in	Number of repeat terms	Notes the officers that do not have an active	If no report at 12 months appears in red		
574	WOOD DALE	10/05/1944	Active(1)	15	0	0	0	0.00%	18		11	1	None	P,S,T,M,VP SC	20		\$15.00

Clubs Cancelled Previous Fiscal Year – Clubs Cancelled within last 12 months may be reinstated

Club Number	Club Name	Charter Date	Current Status*	Cancellation Date
129933	Sugar Grove Waubensee Community	01/25/2017	Cancelled(8*)	06/29/2024

Current Total Clubs Count	YTD New Clubs Count	YTD Cancelled Clubs Count	YTD Net Club Gain	Current Total Members Count	YTD Add	YTD Drop	YTD Net Growth	YTD Net Growth %	Member Count 12 Months Ago	Average Member Count Per Club	% of Clubs with less than 20 members	% No MMR in 3 Months	% No Officer Report in 12 Months	% of Clubs with balance 90+ days	Number of Clubs in Status Quo	% Status Quo Clubs in Financial Suspension	Number of Cancelled Clubs	Average Cancelled Club Age	Members Lost Due to Cancellation	% of Clubs Cancelled for Non-Financial Reasons
55	0	0	0	2,087	115	111	4	0.19%	2,051	38	27%	40%	11%	5%	0	0%	0	0	0	0%

* - P - Priority Club. Cancellation Reasons: 1-Objectives/conduct, 2-Non-active club, 5-Non-existing club, 6-Disbanding, 7-Merger, 8-Financial Suspension, 9-District/Multiple District Dues.

** - Abbreviation: P-President, S-Secretary, T-Treasurer, M-Member Chairperson, VP-First Vice President, MC-Communications Chairperson, SC-Service Chairperson

*** - Abbreviation: N/R - Never reported using the Lions Clubs website, N/A - Not applicable, No password registered for the Lions Clubs website.

**** - Abbreviation: N - New, IP - Immediate Past, R - Repeat.



Club Health Assessment for District 1 M through January 2025

			Status	Membership							Reports					Finance		LCIF
Club Number	Club Name	Charter Date		Current Member Count	YTD Members Added	YTD Members Dropped	YTD Net Growth	YTD Net Growth%	Member Count 12 Months Ago	Avg. length of service for dropped members	Months Since Last MMR ***	Yrs. Since Last Officer Report	President Rotation	Vice President Reported ****	Months Since Last Activity Report ***	Account Balance	Donations for current Fiscal Year	
			Number of times on status quo within last two years	If below 15 members appears				If net loss is greater than 20% appears			If no report in 3 months appears in	When more than one year appears in	Number of repeat terms	Notes the officers that do not have an active	If no report at 12 months appears in red			
Clubs more than two years old																		
284	ALLERTON	03/26/1946	Active	8	0	0	0	0.00%	8		12		11	R	P,M,VP,SC	24+		
407	ALTAMONT	11/22/1938	Active	37	1	1	0	0.00%	35	23	1			N	M	0	\$570.00	
285	ARCOLA	01/13/1947	Active	12	0	1	-1	-7.69%	14	2	1			N	VP,SC	0		
35701	ARTHUR	06/07/1978	Active	32	0	3	-3	-8.57%	35	11	0			N	SC	0	\$15.00	
Exc Award (06/30/2018)																		
46622	ATHENS	11/03/1986	Active	29	1	1	0	0.00%	27	9	1		12	R	M,SC	24+		
288	BEMENT	04/04/1941	Active	25	1	0	1	4.17%	25		2			N	M,SC	10		
289	BISMARCK	01/19/1956	Active	24	0	5	-5	-17.24%	29	25	0		3	R	M,SC	2	\$1,000.00	
43834	BLUE MOUND	05/03/1984	Active	46	0	0	0	0.00%	46		3			N		24+		
290	CASEY	02/15/1939	Active	32	0	0	0	0.00%	32		8			N	SC	2	\$41.00	
Exc Award (06/30/2022)																		
291	CATLIN	04/29/1940	Active	22	0	1	-1	-4.35%	22	9	0		None		P,T,M,VP,SC	24+		
293	CHAMPAIGN	10/26/1927	Active	30	1	0	1	3.45%	31		5			R	M,SC	10	\$1,000.00	
Exc Award (06/30/2018)																		
417	COFFEEN	03/25/1968	Active(2)	10	0	0	0	0.00%	10		0		None		P,T,M,VP,SC	8		
295	DANVILLE	10/20/1959	Active	30	1	1	0	0.00%	33	25	0			N	M,SC	1	\$720.00	
Exc Award (06/30/2021, 06/30/2022)																		
303	GEORGETOWN	01/01/1940	Active	22	0	1	-1	-4.35%	28	17	4			N	P,SC	5	\$5.00	
Exc Award (06/30/2018, 06/30/2022, 06/30/20)																		
304	GIFFORD	10/04/1957	Active	58	7	2	5	9.43%	53	14	2			N	M,SC	24+		
426	HILLSBORO	04/12/1944	Active	24	0	0	0	0.00%	24		0		None		P,M,VP,SC	24+		
307	HOOPESTON	11/27/1941	Active	9	0	0	0	0.00%	9		0		11		M,VP,SC	24+		
308	HUME	05/19/1952	Active	24	0	0	0	0.00%	23		9		5	R	M	21	\$5.00	
Exc Award (06/30/2022)																		
313	MAHOMET	03/22/1971	Active	41	0	6	-6	-12.77%	48	19	3				VP,SC	17		
316	MARSHALL	07/10/1944	Active	11	0	0	0	0.00%	11		4			R	T,M,SC	19		



Club Health Assessment for District 1 M through January 2025

			Status	Membership							Reports					Finance		LCIF
Club Number	Club Name	Charter Date		Current Member Count	YTD Members Added	YTD Members Dropped	YTD Net Growth	YTD Net Growth%	Member Count 12 Months Ago	Avg. length of service for dropped members	Months Since Last MMR ***	Yrs. Since Last Officer Report	President Rotation	Vice President Reported ****	Months Since Last Activity Report ***	Account Balance	Donations for current Fiscal Year	
			Number of times on status quo within last two years	If below 15 members appears				If net loss is greater than 20% appears			If no report in 3 months appears in	When more than one year appears in	Number of repeat terms		Notes the officers that do not have an active	If no report at 12 months appears in red		
318	MATTOON	01/01/1946	Active	19	2	4	-2	-9.52%	21	23	1			N	M	1		\$20,020.00
Exc Award (06/30/2018)																		
319	MONTICELLO	04/27/1965	Active	16	0	0	0	0.00%	16		0		None		P,T,M,VP,SC	20		
321	MOUNT PULASKI	04/18/1957	Active	9	0	0	0	0.00%	9		0		16		P,M,VP,SC	24+		
322	MOUNT ZION	05/05/1959	Active	16	0	0	0	0.00%	16		10		6		S,M,VP,SC	24+		
438	NOKOMIS	03/19/1952	Active	16	1	1	0	0.00%	16	7	3		None		P,T,M,VP,SC	24+		
324	OAKLAND	06/29/1948	Active	28	6	0	6	27.27%	22		4		3	R	SC	0		\$2,200.00
Exc Award (06/30/2023, 06/30/2024)																		
326	OCONEE	06/18/1973	Active	17	0	0	0	0.00%	15		7		9	R	M,VP,SC	24+		
328	PALESTINE	12/18/1924	Active	9	0	0	0	0.00%	14		0		None		P,M,VP,SC	16		
329	PANA	05/05/1944	Active	42	0	0	0	0.00%	46		0		None		P,T,M,VP,SC	24+		
330	PARIS	11/27/1962	Active	32	2	2	0	0.00%	37	0	3			N		0		\$55.00
Exc Award (06/30/2018, 06/30/2021, 06/30/2024)																		
331	PAWNEE	06/09/1960	Active	15	2	0	2	15.38%	14		1		4		M,VP,SC	24+		
446	RAMSEY	03/14/1944	Active	25	6	1	5	25.00%	20	8	2		None		P,T,M,VP,SC	0		
35020	RANKIN	02/13/1978	Active	19	0	0	0	0.00%	20		7		3		P,M,VP,SC	24+		
125164	Ridge Farm	06/17/2015	Active	9	0	0	0	0.00%	8		8		2	N	P	24+		
337	ROBINSON	10/19/1950	Active	21	3	0	3	16.67%	20		0			N	SC	8		\$84.00
338	ROCHESTER	07/20/1965	Active	40	5	3	2	5.26%	38	29	0			N	M,SC	1		
342	SHELBYVILLE	02/18/1965	Active	26	0	1	-1	-3.70%	25	6	5				M,VP,SC	0		
344	SIDNEY	03/23/1956	Active	11	1	1	0	0.00%	11	5	0		15		P,VP,SC	24+		
345	SPRINGFIELD	10/02/1919	Active	38	1	2	-1	-2.56%	38	10	1				M,VP,SC	0		
447	ST ELMO	06/07/1940	Active	18	0	1	-1	-5.26%	18	62	0		13		P,M,VP,SC	1		
347	STEWARDSOON	02/09/1956	Active	18	0	2	-2	-10.00%	20	22	2			N	SC	14		\$5.00
348	STRASBURG	02/21/1956	Active	34	0	0	0	0.00%	34		6			N	SC	7		
349	SULLIVAN	04/18/1941	Active	20	2	0	2	11.11%	16		0		2	R	VP	11		



Club Health Assessment for District 1 M through January 2025

INTERNATIONAL

Club Number	Club Name	Charter Date	Status	Membership							Reports					Finance		LCIF
				Current Member Count	YTD Members Added	YTD Members Dropped	YTD Net Growth	YTD Net Growth%	Member Count 12 Months Ago	Avg. length of service for dropped members	Months Since Last MMR ***	Yrs. Since Last Officer Report	President Rotation	Vice President Reported ****	Months Since Last Activity Report ***	Account Balance	Donations for current Fiscal Year	
			Number of times on status quo within last two years	If below 15 members appears				If net loss is greater than 20% appears			If no report in 3 months appears in	When more than one year appears in	Number of repeat terms	Notes the officers that do not have an active	If no report at 12 months appears in red			
452	VANDALIA	03/15/1928	Active	22	0	2	-2	-8.33%	23	23	3		2	M,VP,SC	0			
	Exc Award (06/30/2021, 06/30/2022)																	
357	VILLA GROVE	10/24/1949	Active	19	0	0	0	0.00%	20		4		2	M,VP,SC	10			
358	WARRENSBURG LATHAM	01/09/1958	Active	41	14	4	10	32.26%	33	9	0		5	R	2			
361	WESTVILLE	07/15/1940	Active	18	2	4	-2	-10.00%	20	15	0			VP	0			
	Exc Award (06/30/2021)																	
456	WITT	04/21/1960	Active	53	0	0	0	0.00%	60		0		2	P,T,VP,SC	24+			

Clubs Cancelled Previous Fiscal Year – Clubs Cancelled within last 12 months may be reinstated

Club Number	Club Name	Charter Date	Current Status*	Cancellation Date
343	SIDELL	06/13/1941	Cancelled(6*)	06/29/2024
30194	STONINGTON	02/10/1975	Cancelled(6*)	06/29/2024
355	TUSCOLA	02/08/1956	Cancelled(6*)	07/29/2023

Current Total Clubs Count	YTD New Clubs Count	YTD Cancelled Clubs Count	YTD Net Club Gain	Current Total Members Count	YTD Add	YTD Drop	YTD Net Growth	YTD Net Growth %	Member Count 12 Months Ago	Average Member Count Per Club	% of Clubs with less than 20 members	% No MMR in 3 Months	% No Officer Report in 12 Months	% of Clubs with balance 90+ days	Number of Clubs in Status Quo	% Status Quo Clubs in Financial Suspension	Number of Cancelled Clubs	Average Cancelled Club Age	Members Lost Due to Cancellation	% of Clubs Cancelled for Non-Financial Reasons
48	0	0	0	1,177	59	50	9	0.77%	1,193	25	42%	40%	0%	0%	0	0%	0	0	0	0%

* - P - Priority Club. Cancellation Reasons: 1-Objectives/conduct, 2-Non-active club, 5-Non-existing club, 6-Disbanding, 7-Merger, 8-Financial Suspension, 9-District/Multiple District Dues.

** - Abbreviation: P-President, S-Secretary, T-Treasurer, M-Member Chairperson, VP-First Vice President, MC-Communications Chairperson, SC-Service Chairperson

*** - Abbreviation: N/R - Never reported using the Lions Clubs website, N/A - Not applicable, No password registered for the Lions Clubs website.

**** - Abbreviation: N - New, IP - Immediate Past, R - Repeat.